

Motor Sales Limited

Regd. Off. 11, Mahatma Gandhi Marg, Lucknow – 226 001

Corporate Identity Number: L65921UP1972PLC003642

E mail: ajaygupta0045@gmail.com Ph No. : 0522-2630830 to 38

STATEMENT OF AUDITED FINANCIAL RESULTS FOR THE QUARTER AND YEAR ENDED 31ST MARCH, 2016


Part I

(Rs. In Lakhs)

Particulars	3 months ended 31/03/2016	preceeding 3 months ended 31/12/2015	Corresponding 3 months ended 31/03/2015 in the previous year	year to date figures for current period 01/04/2015 to 31/03/2016	year to date figures for previous period 01/04/2014 to 31/03/2015	previous year ended 31/03/2015
	(Audited)	(Unaudited)	(Unaudited)	(Audited)	(Audited)	(Audited)
INCOME FROM OPERATIONS NET SALES / INCOME FROM OPERATIONS (Net of Excise Duty) OTHER OPERATING INCOME	1492.16	1628.25	1544.60	5822.88	6178.39	6178.39
TOTAL INCOME FROM OPERATIONS (Net)	1492.16	1628.25	1544.60	5822.88	6178.39	6178.39
EXPENSES						
a) Cost of materials consumed	0.00	0.00	0.00	0.00	0.00	0.00
b) Purchases of stock-in- trade	1443.38	1262.42	1272.82	5371.77	5091.30	5091.30
c) Changes in inventories of finished goods, work-in-progress and stock in trade	-174.29	176.48	76.49	-324.45	305.94	305.94
d) Employee benefits expenses	104.59	81.49	88.99	366.76	355.95	355.95
e) Depreciation and amortisation expense	19.37	15.79	12.00	68.06	48.00	48.00
f) Other expenses (any item exceeding 10% of the total expenses relating to continuing operation to be shown separately)	93.19	77.79	77.05	304.79	308.19	308.19
TOTAL EXPENSES	1486.24	1613.97	1527.34	5786.94	6109.38	6109.38
PROFIT/LOSS FROM OPERATIONS BEFORE OTHER INCOME, FINANCE COSTS and EXCEPTION ITEMS	5.90	14.28	17.25	35.94	69.01	69.01
OTHER INCOME	109.59	81.94	86.26	374.03	345.04	345.04
PROFIT /LOSS FROM ORDINARY ACTIVITIES BEFORE FINANCE COSTS AND EXCEPTIONAL ITEMS	115.49	96.22	103.51	409.97	414.05	414.05
FINANCE COSTS	119.82	86.28	100.77	398.80	403.08	403.08

For MOTOR SALES LIMITED

MANAGING DIRECTOR
DIN : 00759028




MOTOR SALES
[Signature]

7	PROFIT /LOSS FROM ORDINARY ACTIVITIES BEFORE EXCEPTIONAL ITEMS AND AFTER FINANCE COSTS	-4.31	9.94	2.74	11.18	10.97	10.97
8	Exceptional Items	0.00	0.00	0.00	0.00	0.00	0.00
9	PROFIT FROM ORDINARY ACTIVITIES BEFORE TAX	-4.31	9.94	2.74	11.18	10.97	10.97
10	TAX EXPENSE	-3.48	2.98	0.27	1.17	1.09	1.09
11	PROFIT/LOSS FROM ORDINARY ACTIVITIES AFTER TAX	-0.83	6.96	2.47	10.01	9.88	9.88
12	EXTRAORDINARY ITEMS (net of tax expenses Rs.--Lks)	0.00	0.00	0.00	0.00	0.00	0.00
13	Net profit/loss for the period	-0.83	6.96	2.47	10.01	9.88	9.88
14	Share of Profit/Loss of	0.00	0.00	0.00	0.00	0.00	0.00
15	Minority interest	0.00	0.00	0.00	0.00	0.00	0.00
16	Net Profit/Loss after taxes minority interest and share of Profit/Loss of associates	-0.83	6.96	2.47	10.01	9.88	9.88
17	PAID UP EQUITY SHARES CAPITAL(face value of the shares Rs. 10 each) equity shares Rs. 10 each.	24.2	24.20	24.2	24.2	24.2	24.2
18	Reserve excluding Revaluation Reserve as per balancesheet of previous accounting year						423.03
19	EARNINGS PER SHARE (before extraordinary items)(of 10/- each) (not annualised):						
	(a) Basic						4.08
	(b) Diluted						4.08
19	EARNINGS PER SHARE (after extraordinary items)(of 10/- each) (not annualised):						
	(a) . Basic						4.08
	(b) Diluted						4.08

For MOTOR SALES LIMITED

[Signature]
MANAGING DIRECTOR
DIN 100759028

[Signature]
DIRECTOR



Motor Sales Limited

Regd. Off. 11, Mahatma Gandhi Marg, Lucknow - 226 001

Corporate Identity Number: L65921UP1972PLC003642

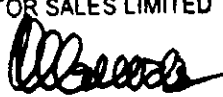
E mail: ajaygupta0045@gmail.com Ph No. : 0522-2630830 to 38

AUDITED STATEMENT OF ASSETS AND LIABILITIES AS ON 31.03.2016


(Rs. In Lakhs)


Particulars	As at 31st March, 2016	As at 31st March, 2015
	(Audited)	(Audited)
A EQUITY AND LIABILITIES		
1 Shareholder's Funds		
(a) Share Capital	24.20	24.20
(b) Reserves and Surplus	878.93	873.61
Shareholder's funds	903.13	897.81
2 Non-current liabilities		
(a) Long-term borrowings	520.11	560.14
(b) Deferred tax liabilities (net)	30.14	31.22
(c) Other long term liabilities	363.19	324.53
(d) Long-term provisions	0.00	0.00
Non-current liabilities	913.44	915.89
3 Current liabilities		
(a) Short-term borrowings	1890.14	1829.61
(b) Trade payables	548.53	230.18
(c) Other current liabilities	128.78	164.47
(d) Short-term provisions	39.81	36.34
	2607.26	2260.60
Total	4423.83	4074.30
B ASSETS		
1 Non-current assets		
(a) Fixed assets (including capital work-in-progress and intangible assets under development)	1188.12	1202.04
(b) Non-current investments	0.93	0.93
(c) Long-term loans and advance	15.77	29.94
(d) Other non-current assets	0.00	0.00
Non-current assets	1204.82	1232.91
2 Current assets		
(a) Current Investments	0.00	0.00
(b) Inventories	1647.74	1323.29
(c) Trade receivables	744.23	700.71
(d) Cash and Bank Balance	106.36	151.81
(e) Short-term loans and advances	720.68	665.58
(f) Other current assets	0.00	0.00
Current assets	3219.01	2841.39
Total	4423.83	4074.30

For MOTOR SALES LIMITED


MANAGING DIRECTOR
DIN : 00759028

For MOTOR SALES LIMITED





Motor Sales Limited

Regd. Off. 11, Mahatma Gandhi Marg, Lucknow - 226 001

Corporate Identity Number: L65921U P1972PLC003642

E mail: ajaygupta0045@gmail.com Ph No. : 0522-2630830 to 38

SEGMENT WISE REVENUE, RESULTS AND CAPITAL EMPLOYED

Particulars	(Rs. In Lakhs)					
	3 months ended 31/03/2016	preceeding 3 months ended 31/12/2015	Corresponding 3 months ended 31/03/2015 in the previous year	year to date figures for current period 01/04/2015 to 31/03/2016	year to date figures for previous period 01/04/2014 to 31/03/2015	previous year ended 31/03/2015
	(Audited)	(Unaudited)	(Unaudited)	(Audited)	(Audited)	(Audited)
I. Segment Revenue						
(net sale/income from each segment)						
(a) Segment A- Trading (Vehicle)	1212.05	1350.64	1261.09	4638.04	5044.35	5044.35
(b) Segment B- (Service)	280.72	285.94	280.40	1159.85	1121.58	1121.58
(c) Segment C- (Entertainment)	35.47	34.45	31.62	168.00	126.46	126.46
(d) Segment D- (Rental)	59.79	57.08	57.76	231.02	231.04	231.04
(e) Unallocated	0.00	0.00	0.00	0.00	0.00	0.00
Total	1588.03	1728.10	1630.86	6196.91	6523.43	6523.43
Less- Inter Segment Revenue						
Net sale/Income from Operation	1588.03	1728.10	1630.86	6196.91	6523.43	6523.43
2. Segment Results						
(Profit/ Loss before tax and interest from each segment)						
(a) Segment A- Trading (Vehicle)	88.16	75.20	69.76	306.04	279.03	279.03
(b) Segment B- (Service)	20.42	15.92	20.75	77.23	82.99	82.99
(c) Segment C- (Entertainment)	2.58	1.92	1.07	11.30	4.28	4.28
(d) Segment D- (Rental)	4.35	3.18	11.94	15.41	47.76	47.76
(e) Unallocated	0.00	0.00	0.00	0.00	0.00	0.00
Total	115.50	96.22	103.51	409.97	414.05	414.05
Less						
(i) interest	119.82	86.28	100.77	398.80	403.08	403.08
(ii) Other unallocable expenditure net off						
(iii) unallocable income						
Total Profit Before Tax	-4.31	9.94	2.74	11.18	10.97	10.97
3. Capital Employed *						
(segment assets- Segment Liabilities)						
(a) Segment A						897.80
(b) Segment B						
(c) Segment C						
(d) Segment D						
(e) Unallocated						
Total						897.80

* Fixed Assets used in the company's business or liabilities contracted have not been identified to any of the reportable segments, as the fixed assets and support services are used interchangeably between segments. Accordingly, no disclosure relating total segment assets and liabilities has been made

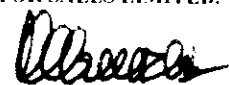
NOTES TO FINANCIAL RESULTS:

- The above results have been reviewed by the audit committee and approved by the Board of Directors at their meeting held on 28.05.2016 and the same have been audited by the Statutory Auditors.
- Previous period's figures have been recasted and regrouped wherever necessary to make them comparable with current period's figure.
- the figures of the Last quarter are the balancing figures between audited figures in respect of the full Financial Year and the published year to date figures upto the third quarter of the current financial year



Ashat Gupta
Whole Time Director & CFO
(DIN- 00728481)

By order of the Board
For MOTOR SALES LIMITED.



Ajay Gupta
Managing Director
(DIN- 00759028)

Place: LUCKNOW
Date: 28.05.2016